

Kyrene At-Home Enrichment for Middle School Band or Orchestra

Title: RHYTHM COMPOSITION CHALLENGE

Short Description: Create rhythm patterns using notes and spaces - and perform them!

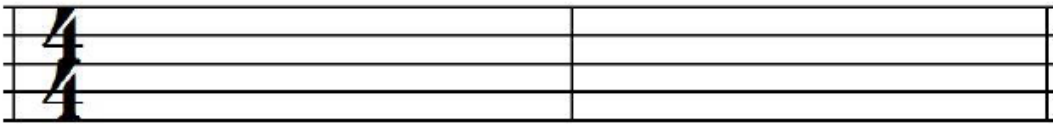
Materials: Paper and pencil. Staff paper is easier if you have it, if not, use a ruler to make your lines. Remember: five lines and four spaces make a staff line!

Instructions: Use a blank staff to create a rhythm for each of the given parameters. You can make your rhythms all the same pitch, or you can write them as melodies. Make sure to work in pencil so you can go back and revise.

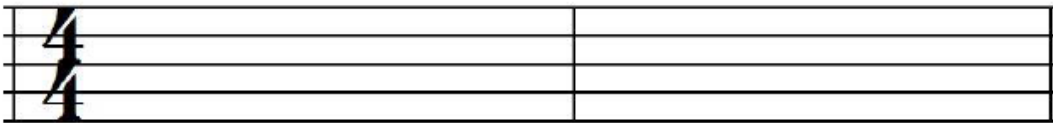
Example: Write a 2 measure rhythm that uses exactly 10 notes.



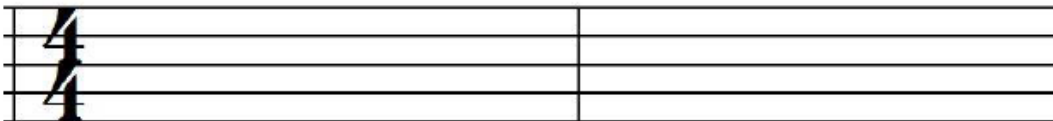
Write a 2 measure rhythm that uses exactly 12 notes.




Write a 2 measure rhythm that uses exactly 6 notes.



Write a 4 measure rhythm in 4/4 time that uses exactly 22 notes.



Write a 6 measure rhythm in 3/4 time that uses exactly 15 notes and 6 rests.



OPTIONAL Challenge 1: Choose any time signature and write a rhythm that is 5 measures long and uses exactly 31 notes and any amount of rests.

OPTIONAL Challenge 2: Choose any time signature and write a rhythm that is 24 beats, uses exactly 16 notes and 12 rests.

Want to check your work? Feel free to send it to your music teacher!

Now try to perform all of the unique rhythms you composed!

Practice:

Try to play them on your instrument

-Play them on a comfortable note, or add them to a scale.

-If you didn't already turn them into a melody, add different pitches through improvisation.

If you don't have your instrument

-Clap the rhythms -Try to count them by beats (1 2 &) or on syllables (ta ti ti) - Use a "found" instrument (anything that makes sound). What kind of interesting instruments can you find?

Perform:

Play your rhythms for a family member or a friend or neighbor, in person or a video call.

Record yourself playing your rhythms and listen to the recordings.

Make a video and post it or send it to a teacher.